



# Compatibility



# MEGAGEN<sup>®</sup>

## WB Serie ANYRIDGE<sup>®</sup>

[ø4.0]





### INTRA-ORAL / DESKTOP / CONTACT PROBE SCAN BODY

Platform	Height (mm)		
ø4.0	10	IPD/WB-SR-00	IPD/WB-SR-01
	15	IPD/WB-SR-02	-

Captive screw included. 1.20 Hex Screwdriver.



### Ti-BASE Custom Ti-Base System<sup>®</sup>

Platform	Height (mm)		
ø4.0	1.0	IPD/WB-IR-00/3D	IPD/WB-IR-01/3D
	2.0	IPD/WB-IR-02/3D	IPD/WB-IR-03/3D
	3.0	IPD/WB-IR-04/3D	IPD/WB-IR-05/3D

Please see [page 147](#) for the  Custom Ti-Base System<sup>®</sup> accessories.



### SCREW

Platform	Screwdriver	Seat	Reference	TiN Reference
ø4.0	1.20 Hex	Flat	IPD/WB-TR-00	IPD/WB-TR-00/TiN
			-	IPD/WB-TR-01

The IPD/WB-TR-01 model is an abutment extractor screw.



Lengths 18/25/32 mm. Please see [page 184](#) for more information.



### ANALOG / DIGITAL ANALOG

Platform	Reference	Digital reference
ø4.0	IPD/WB-AR-00	IPD/WB-AR-00/3D
Bottom Screw	-	IPD/KA-TA-00
Side Screw	-	IPD/KA-TA-01



## STRAIGHT AND ANGLED MULTI-UNIT ABUTMENT

Straight, 17° &amp; 30°

Platform	Height (mm)	Straight	17°	30°
ø4.0	1.5	IPD/WB-MR-01	-	-
	2.5	IPD/WB-MR-02	IPD/WB-MR-12	-
	3.5	IPD/WB-MR-03	-	IPD/WB-MR-33

Our straight Multi-units can be used for single and multiple restorations.  
Please see [page 157](#) for the Multi-unit system accessories.



## TEMPORARY ABUTMENT / OPEN TRAY COPING

Platform			Coping screw
ø4.0	IPD/WB-PR-06	IPD/WB-PR-07	IPD/WB-TR-00/C

The same abutment can be used as a temporary abutment with the occlusal screw or as an impression coping using the coping screw.



## PSD OVERDENTURE ABUTMENT

Platform	Height (mm)	Reference
ø4.0	2.0	IPD/WB-LR-02
	3.0	IPD/WB-LR-03
	4.0	IPD/WB-LR-04
	5.0	IPD/WB-LR-05

Please see [page 169](#) for the PSD system accessories.





## HEALING ABUTMENT

Platform	Height (mm)	Reference
ø4.0	1.5	IPD/WB-DR-01
	3.0	IPD/WB-DR-03
	5.0	IPD/WB-DR-05



## STRAIGHT CASTABLE ABUTMENT WITH A Co-Cr BASE

Platform	Angulation		
ø4.0	Straight	IPD/WB-BR-00	IPD/WB-BR-01
<b>Co-Cr Base for digital workflow</b>			
ø4.0	Straight	IPD/WB-BR-00/3D	IPD/WB-BR-01/3D
			<b>Scan Body</b>
ø4.0	Straight	IPD/WB-BR-00/3D	IPD/SC-AN-B1

